

outdoor life
Defined with style




Classic A-Frame 4-5



A-Frame 6-7



Classic Quaker 8-9





Quaker 10-11



Barns 12-13



Garages 14-15




Two-Story Garages 16-17



Porches 18-19




Victorian 20-21



Custom Sheds 22-23



Kennel, Run-In and Lean-to 24




Colors, Options and Specifications 25-28

10 Years... Old World Craftsmanship

Located in the heart of Amish country in Lancaster County, Pennsylvania, our competent craftsmen build your storage sheds with confidence in your satisfaction. In Lancaster, woodworking and construction are part of our cultural heritage. Fathers teach their sons from their own years of experience; thus, true craftsmanship is ensured for every generation.

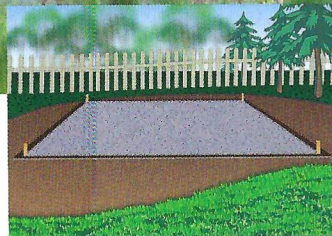
Your shed can be used in about any way you choose. They often serve as a storage space for lawn and garden supplies and equipment or children's toys, but could serve you well as a personal workshop or hobby corner as well. Plan to enjoy it for many years!



Quality Handcrafted

Each of our buildings is constructed from the best materials by our own skilled craftsmen.

A tradition of quality and durability are built right in.



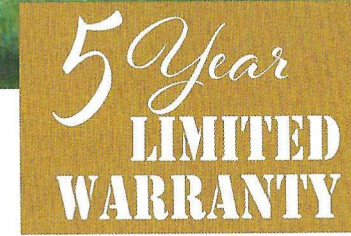
Site Preparation

A firm, flat and level area is needed on which to place your building. Crushed stone or gravel is preferred or a solid wood base such as railroad ties or pressure treated lumber.



Delivery

We provide delivery to your location. Our experts will deliver your structure with small trucks and trailers to reduce damage to your yard and for easier access to the location you want.



Guarantee

Our buildings come with standard 5 Year Guarantee against structure failure or material defects. We are committed to satisfied customers and we want to know if you find a problem.



10' x 14' Vinyl

Stone Gray Siding, White Trim,
Dark Gray Shutters, Pewter Shingles

Shown with following options:

- ▶ Garden Gable Vents
- ▶ 5' Steel Door with Transom Windows
- ▶ Wood Flower Boxes with Bracket
- ▶ Panel Shutters

Classic A-Frame *Style*



The Classic A-Frame is a mature shed style that will be a true compliment to your neighborhood. Ask your sales person for options and color choices that will make this shed an expression of your own. Architectural shingles and window trim are standard features on the Classic A-Frame.

10' x 12' Wood

Clay Siding, White Trim, Black Shutters, Charcoal Shingles

Shown with following options:

- ▶ Transom Window above Doors
- ▶ Flower Boxes with Bracket
- ▶ Double 24" x 36" Windows
- ▶ Wood Z-Shutters

10' x 16' Wood

Navajo White Siding, Clay Trim, Avocado Shutters & Doors, Weathered Wood Shingles

Shown with following options:

- ▶ 3' Wood Door with Transom Windows
 - ▶ 30' x 36' Windows
 - ▶ Flower Boxes with Brackets
 - ▶ Transom Windows in Double Doors
 - ▶ Wood Z-Shutters
- ▶ Cupola with Horse & Buggy Weathervane
- ▶ Antique Hinges



A-Frame *Style*

The original A-Frame shed style has been made popular by its simplicity, economy and utility. If you want the most square feet of storage for the money, the A-Frame is your deal. Be sure to fit it out with shelving, workbenches and a loft to make the most of your space.

10' x 14' Wood
Clay Siding, White Trim, Black Shutters,
Charcoal Shingles

Shown with following options:

- ▶ Gable Vents
- ▶ 7/12 Pitch Roof
- ▶ Window Trim
- ▶ Vinyl Flower Boxes



10' x 14' Vinyl

Almond Siding, White Trim, Green Shutters,
Weathered Wood Shingles

Shown with following options:

- ▶ Gable Vents



10' x 14' Vinyl

Mist Siding, White Trim, Black Shutters,
Charcoal Shingles

Shown with following options:

- ▶ 5' Steel Door with Square Glass
- ▶ Gable Vents
- ▶ Panel Shutters
- ▶ 7/12 Pitch Roof



10' x 14' Classic

Olive Siding, Ivory Trim, Black Shutters,
Weathered Wood Shingles

Shown with following options:

- ▶ Transom Windows in Double Doors
- ▶ Ivory Painted Steel Doors
- ▶ Cupola with Horse & Buggy Weathervane
- ▶ Panel Shutters

Classic Quaker *Style*



The Classic Quaker is a genuinely charming building that will make any backyard happy. It fits especially well along hedges, fences and property borders. Explore the options to make your shed appealing on the outside and user-friendly on the inside. Architectural shingles and window trim are standard features on the Classic Quaker.

10' x 16' Vinyl

Flint Siding, White Trim, Black Shutters,
Charcoal Shingles

Shown with following options:

- ▶ Panel Shutters
- ▶ Wood Doors with Arched Transom Window
- ▶ Antique Hinges
- ▶ 24" x 36" Windows
- ▶ Wood Flower Boxes with Brackets
- ▶ Wood Trim Package



10' x 16' Wood

Light Gray Siding, White Trim, Blue Shutters &
Doors, Fox Hollow Gray Shingles

Shown with following options:

- ▶ Panel Shutters
- ▶ Garden Gable Vents
- ▶ Antique Hinges
- ▶ 24" x 36" Windows

Quaker *Style*

The Quaker roofline and front overhang gives it a quaint, homey touch. Like the Classic Quaker, it goes well along property borders. You may want to add windows in the gable ends for more natural light.

10' x 14' Wood

Beige Siding, White Trim, Red Shutters,
Barkwood Shingles

Shown with following options:

- ▶ Vinyl Flower Boxes
- ▶ 7/12 Pitch Roof



10' x 12' Vinyl

Clay Siding, White Trim, Black Shutters,
Charcoal Shingles

Shown with following options:

- ▶ Gable Vents



10' x 14' Vinyl

Mist Siding, Khaki Trim, Khaki Shutters,
Weathered Wood Shingles

Shown with following options:

- ▶ Steel Doors with Arch Glass
- ▶ Gable Vents
- ▶ Vinyl Flower box
- ▶ Architectural Shingles
- ▶ Painted Steel Doors



10' x 12' Wood

Red Siding, White Trim, Charcoal Shingles

Shown with following options:

- ▶ Steel Doors with Arch Glass
- ▶ Gable Vents



The Barn style hails from the old-time gambrel roof of family farm barns. Your backyard pets will feel right at home in this cozy little barn. The high ceiling in the high Barn makes it a great choice if you need a loft for extra storage.

10' x 14' Vinyl

Stone Gray Siding, White Trim, Blue Shutters, Pewter Shingles

10' x 12' Classic Wood

Light Gray Siding, White Trim, Dark Gray Shutters, Pewter Shingles

Shown with following options:

- ▶ Garden Gable Vents
- ▶ Flower Boxes with Brackets
- ▶ 5' Wood Door with Transom Windows
- ▶ Double 24" x 36" Windows
- ▶ Wood Z-Shutters



GarageStyle

Double wide and single wide garages can be delivered with a wood floor or built on a concrete slab. These garages give you the benefit of a custom, stick-built building at assembly-line prices.

24' x 24' Wood Two-Car Garage

Buckskin Siding, White Trim, Red Shutters, Weathered Wood Shingles

Shown with following options:

- ▶ Vinyl Flower Boxes



12' x 24' Wood Dutch Barn

Beige Siding, White Trim, Black Shutters & Doors, Charcoal Shingles

Shown with following options:

- ▶ Gable Vents
- ▶ 6' Wood Door Painted Black
- ▶ Glass in Garage Door
- ▶ 30" x 36" Windows



12' x 20' Vinyl A-Frame

Stone Gray Siding, White Trim, Dark Gray Shutters, Pewter Shingles

Shown with following options:

- ▶ Gable Vents
- ▶ 3' Steel Door with Arched Glass
- ▶ 24" x 36" Windows



12' x 20' Classic

Avocado Siding, Navajo Trim,
Red Shutters,
Weathered Wood Shingles

Shown with following options:


- ▶ Carriage Style Garage Doors with SOMERTON Arched Glass
- ▶ Arched Garage Door Opening
- ▶ Transom Windows in Double Doors
- ▶ Classic Arched Door Trim
- ▶ Antique Hinges
- ▶ Flower Boxes with Bracket
- ▶ Concave Copper Cupola with Windows and Copper Eagle
- ▶ Weather vane
- ▶ Garden Gable Vents

12' x 24' Wood

Red Siding, Navajo Trim, Navajo
Shutters, Barkwood Shingles

Shown with following options:

- ▶ Carriage Style Garage Doors with
SOMERTON Arched Glass
- ▶ Pre-hung Steel Door with Square Glass



Two-Story Garage *Style*

Double wide and single wide two-story garages can be delivered with a wood floor or built on a concrete slab. These garages give you the benefit of a custom, stick-built building at assembly-line prices.

14' x 24' Vinyl Classic Two-Story A-Frame Garage

Sand Siding, Khaki Trim, Khaki Shutters & Doors, Weathered Wood Shingles

Shown with following options:

- Sandstone Carriage Style Garage Door with Somerton Arched Glass
- 6' Steel Door with Transom Windows
- Painted Steel Door (Khaki)
- Painted Shutters (Khaki)



24' x 24' Vinyl Classic Two-Story A-Frame Garage

Olive Siding, White Trim, White Shutters & Doors, Fox Hollow Gray Shingles

Shown with following options:

- ▶ Standard Garage Door with SOMERTON Arched Glass
- ▶ Prehung Door with Square Glass



14' x 24' Wood Classic Two-Story Dutch Barn Garage

Clay Siding, Navajo Trim, Avocado Shutters & Doors, Weathered Wood Shingles

Shown with following options:

- ▶ Antique Hinges
- ▶ 6' Wood Door with Transom Windows
- ▶ Wood Z-Shutters
- ▶ Almond Carriage Style Garage Door with SOMERTON Arched Glass
- ▶ Arched Garage Door Opening



12' x 20' Vinyl Classic Hip Roof

White Siding, White Trim,
Black Shutters, Charcoal Shingles

Shown with following options:

- ▶ Arch Glass in Door
- ▶ Wood Flower Boxes with Brackets
- ▶ Custom Window
- ▶ 12' x 12' Porch with Railing
- ▶ Cupola with Weather-vane
- ▶ Exterior Shelf with Braces

Porches are such a delightful place! They love to entertain potted plants, lawn chairs and sleepy dogs. Ask your sales person about porch options that will make your day—every day!



12' x 20' Wood

Beige Siding, White Trim,
Avocado Shutters,
Weathered Wood Shingles

Shown with following options:

- ▶ Garden Vents
- ▶ Painted Shutters (Avocado)
- ▶ 6' x 12' Porch
- ▶ 2 extra side rails
- ▶ 24" x 36" Windows
- ▶ 3' Steel Door with Square Glass



10' x 16' Wood

Red Siding, White Trim, White Shutters,
Black Shingles

Shown with following options:

- ▶ Cupola
- ▶ 4' x 8' Porch
- ▶ Vinyl Flower Boxes
- ▶ 3' Wood Doors



10' x 12' Classic

Clay Siding, Navajo White Trim,
Black Shutters, Charcoal Shingles

Shown with following options:

- ▶ 10/12 Pitch Roof
- ▶ 24" x 36" Triple Windows
- ▶ 5' Wood Doors with Arched Transom Windows
- ▶ Keystone Dormer

Victorian *Style*

The Victorian dormers are a bright spot in shed design. Whether you want to store your lawnmower or give the children in your life a playhouse, the Victorian is a true delight.



10' x 14' Vinyl

Ivory Siding, White Trim, Green Shutters,
Weathered Wood Shingles

Shown with following options:

- ▶ Gable Vents
- ▶ Two Cottage Dormers
- ▶ 36" Steel Door with Square Glass

10' x 14' Vinyl Classic

Clay Siding, White Trim, Red Shutters,
Weathered Wood Shingles

Shown with following options:

- ▶ Victorian Dormer
- ▶ Wood Z Shutters
- ▶ Wood Doors with Arch Transom Windows
 - ▶ Antique Hinges
 - ▶ Vinyl Flower Boxes
 - ▶ Wood Trim Package
- ▶ Octagon Window in Dormer





10' x 12' Wood Classic

Chestnut Stain Siding, Navajo White Trim,
Black Shutters and Door,
Barkwood Shingles

Shown with following options:

- ▶ Transom Windows in Doors
- ▶ Garden Vents
- ▶ Antique Hinges
- ▶ Wood Z Shutters
- ▶ Vinyl Flower Boxes



10' x 16' Wood Classic

Driftwood Stain Siding, Clay Trim, Clay Doors and Shutters
Weathered Wood Shingles

Shown with following options:

- ▶ Arch Transom Windows in Doors
- ▶ Antique Hinges
- ▶ Wood Z Shutters



10' x 16' Wood Classic

Light Grey Siding, White Trim, Black Shutters and Door,
Black Metal Roof

Shown with following options:

- ▶ Carriage Style Wood Doors
 - ▶ Doors with X's
- ▶ Wood Arch Windows
- ▶ Wood Z Shutters
- ▶ Metal Roof


Kennel, Run-In and Lean-To *Style*

“Man’s best friend” will feel well loved in these canine accommodations. These kennels are built to standards that will outlive your doggie friend and his puppies.

8' x 12' Wood
Navajo Siding, Brown Trim, Brown Shutters, Weathered Gray Shingles
Shown with following options:
▶ Gable Vents



3' Access Door
Easy access via the 3' side door














8' x 12' Wood Run-In Shed
Cedar Stain Siding, Brown Trim,
Hickory Shingles

4' x 6' Lean-To
Light Grey Siding, White Trim,
Fox Hollow Grey Shingles













Finish Options *Style*



Vinyl Siding & Trim Colors

| | | | | | | | | | | |
|---|---|---|---|---|---|---|---|---|---|---|
|  |  |  |  |  |  |  |  |  |  |  |
| Almond | Blue | Clay | Cream | Flint | Grey | Mist | Olive | Pearl | Tan | White |










Vinyl Trim & Shutter Colors
* Shutter Colors Only

| | | | | | | | | | |
|---|---|---|---|---|---|---|---|---|---|
|  |  |  |  |  |  |  |  |  |  |
| White | Slate Blue | Burgundy* | Hunter Green | Dark Grey | Brown | Navy Blue* | Black | Beige | Barn Red |

Wood Siding & Trim Colors

| | | | | | | | |
|---|---|---|---|---|---|---|---|
|  |  |  |  |  |  |  |  |
| White | Navajo | Tan | Beige | Buckskin | Clay | Light Grey | Dark Grey |
| |  |  |  |  |  |  |  |
| | Blue | Avocado | Green | Red | Brown | Black | Chestnut |





Stain Colors

| | | | | | | | | |
|--|--|--|--|--|--|--|--|--|
|  |  |  |  |  |  |  |  |  |
| Butternut | Cedar | Chestnut | Driftwood | Ebony | Honey Gold | Natural Wheat | Mahogany | Redwood |


Architectural Shingles

| | | | | | | | | |
|---|---|---|---|---|---|---|---|---|
|  |  |  |  |  |  |  |  |  |
| Fox Hollow Grey | Slate | Shakewood | Weathered Wood | Hickory | Barkwood | Pewter | Dark Green | Charcoal |


Metal Roof Colors

| | | | |
|---|---|---|---|
|  |  |  |  |
| Red | Evergreen | Black | Clay |


Details & Accessories



18" x 36" Window




18" x 27" Window




24" x 36" Window




24" x 36" Wood Arch Window




Standard Wood Doors




Wood Classic Doors




Transom Window above Doors




30" x 36" Window




Double 24" x 36" Window



Double 24" x 36" with Transom Window




Doors w/ Arched Transom Window




Classic Doors with Transom Windows



Transom Window above Doors




Panel Shutters




Louver Shutters




Wood Z-Shutters




Wood Slat Shutters




Carriage Style Wood Doors




Prehung Housedoor w/ 9 Lite Square Glass



Double Steel Doors with 11 Lite Arched Glass




Window Trim



Wood Flower Box w/ Brackets




Vinyl Flower Box




Standard Fiberglass Doors




Steel Doors w/ Transom Windows




Double Steel Doors with w/ 9 Lite Square Glass




Double Steel Doors with 15 Lite Arched Glass




Copper Eagle Copper Rooster Copper Horse Horse & Buggy Horse Eagle Rooster




Vinyl Gable Vent



T-111 Gable Vent



Garden Gable Vent




Brown Top Cupola Black Top Cupola Copper Top Cupola Concave Copper Concave Copper with Windows




Gable Overhang




Ridge Vent




Built-in Loft & Shelf




Standard Garage Door




Standard Garage Door with Glass




Carriage Style Door without Glass




Carriage Style Door with STOCKTON Arched Glass




Carriage Style Door with SOMERTON Arched Glass. Shown with Arched Garage Door Opening



Carriage Style Door with STOCKTON Square Glass with Square Garage Door Opening



Ramp



Antique Hinges

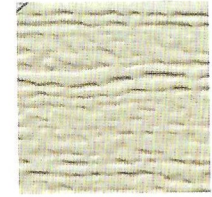
Garage Door Colors



White



Almond




Sahara Tan



Sahara Tan



Sandstone



Brown

Information About Our Products

Before You Buy

Consider these three questions:

1. What are all the ways you could use your building?

Think storage: Do you need a place to go with seasonal yard ornaments, outdoor furniture, tools, sports gear, a boat or your antique car?

Think lawn and garden: These buildings are just the thing for storing rakes, shovels, lawn mowers, wheelbarrows and flower pots. Need a potting shed? Ask for custom window placements and shelves for the perfect place to start next year's seedlings.

Think "Home addition": Wish you had more space for a workshop, man cave or rec room? Keep the hullabaloo out of the house and get exactly the space you need with a building built to order just for you.

2. How do you want your building to be styled?

Do you want your building to match your house? Or, maybe the colors and styling should make a statement in your backyard garden theme? For a more pronounced, attraction finish it off with a cupola and flower boxes.

3. What custom options would make your shed more convenient?

Shelves, workbenches, and storage lofts are popular. Additional windows and doors can make a world of difference. Tell your salesperson how you plan to use this building. Ask them for suggestions on options that would suit your needs.

Vinyl Shed:

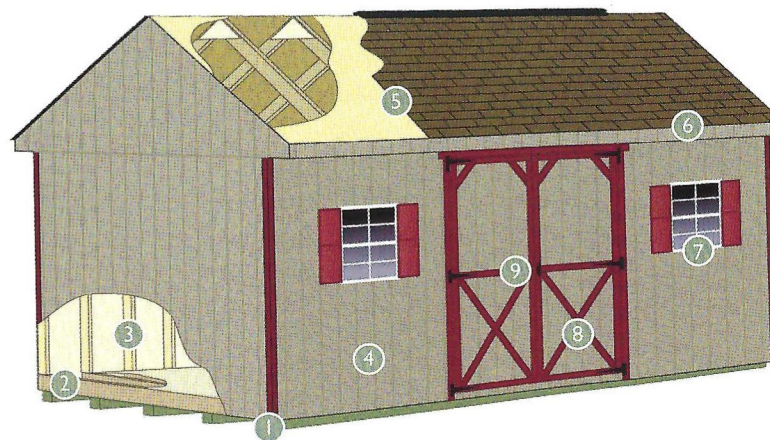
- Steel Panel Doors
- 18" x 36" Slider Windows with Vinyl Shutters

Wood Shed:

- Heavy-Duty Wood Doors with 2" x 3" Framing
- 18" x 27" Slider Windows with Vinyl Shutters

Standard Door Sizes:

- 6' Wide Mini Barns.....3' Single Door
- Up to 12' Long Buildings.....4.5' Double Door
- 14'-18' Long Buildings.....5' Double Door
- 20' + Long Buildings.....6' Double Door



Standard Shed Features

- 1 4" x 4" Pressure Treated Foundation Skids
- 2 2" x 4" Joist 16" O.C. with 5/8" Exterior-Grade Plywood
- 3 2" x 4" Framing 16" O.C.
- 4 Vinyl Dutch Lap Siding or 1/2" Paintable T-111 Exterior Siding
- 5 1/2" Sheeting with 30-Year Architectural Shingles on Roof
- 6 Aluminum Drip Edge
- 7 Vertical Slider Windows with Shutters
- 8 Keyed Latches
- 9 Vinyl Sheds Get Steel Panel Doors,
- 10 Wood Sheds Get Heavy-Duty Wood Doors
- 11 Standard shed sizes from 6' x 6' to 14' x 40'
- 12 Garage sizes from 10' x 16' to 14' x 40'
- 13 2 car garage sizes from 16' x 16' to 28' x 40'
- 14 2 story building sizes from 12' x 20' to 28' x 40'

Shed Skid Profile

